

NO OTHERS COMPANY OUT CAN MATCH OUR LEVEL AND DEGREE OF CONCEPTION.

APS CONCEPTION, WE SET THE STANDARD FOR OTHERS TO FOLLOW.

COMPROMISE IS NOT AN OPTION



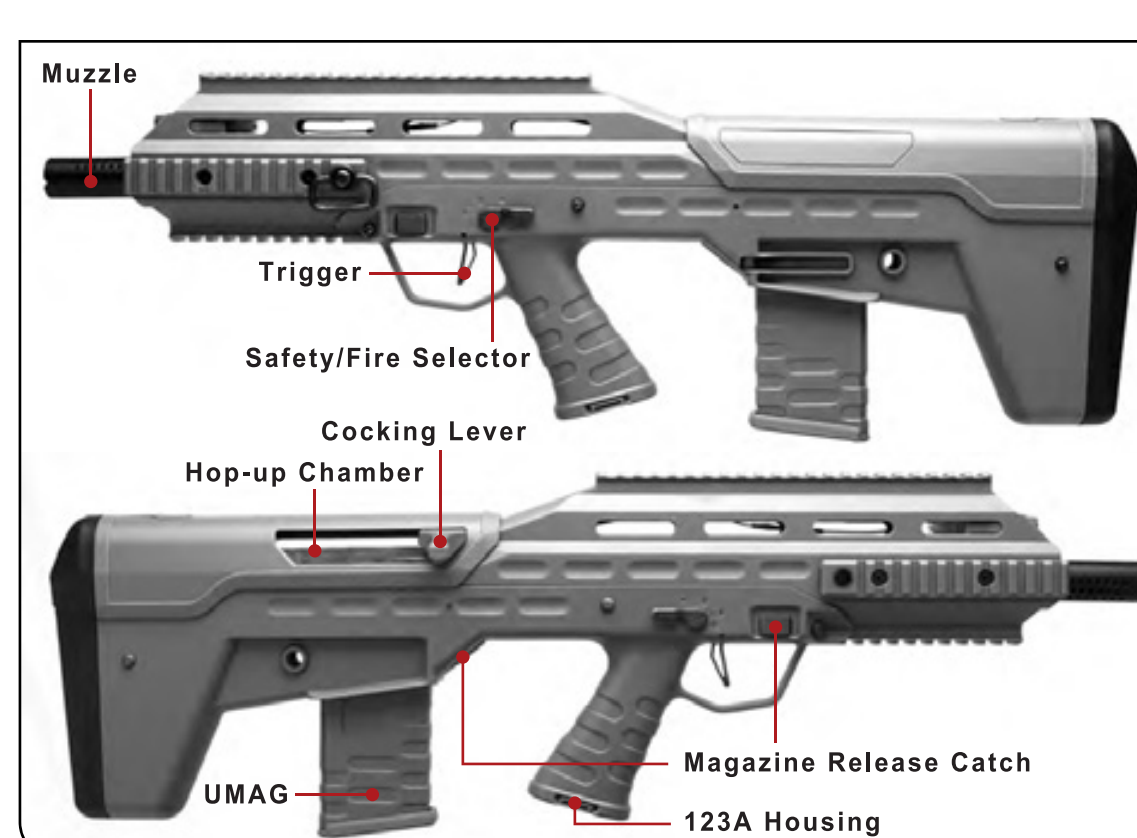
SAFETY HANDLING

You should be fully familiar with the proper and safe handling of your airsoft. The basic principles of airsoft safety require you to always apply the following rules when handling the airsoft.

- Always treat an airsoft as if it was loaded.
- Always put the safety of airsoft to "safe" when loading it so that there can be no unintentional discharge.
- Keep your finger away from the trigger. It should be straight and should rest on the trigger guard.
- Only use the kind of projectiles suitable for your airsoft.
- Always keep the muzzle pointed in a safe direction.
- This airsoft may only be discharged in your own house, on authorized shooting ranges and inside enclosed private. It is to be made sure that no projectile can leave the enclosed property.
- Keep the danger area of the projectile in mind.
- Never transport a loaded airsoft. Only load your airsoft when you intend to fire it.
- Never aim your airsoft at persons or animals. Avoid ricochets. Never fire at smooth, hard surfaces or water.
- Before you discharge your airsoft, make sure that target and surrounding area are safe.
- Make sure that you always have full control over the muzzle of your airsoft, even if you stumble or fall down.
- Safety shooting glasses should always be worn when firing the airsoft.
- Always store your airsoft in a safe place and in unloaded condition. Unauthorized persons (persons not familiar with the use of airsofts, children) must not have access to it.
- This airsoft and its instruction manual may only be passed on to persons who are fully familiar with its use and who have reached the legally stipulated minimum age in respective country.
- Modifications or repairs of airsofts are only to be effected by authorized agencies or by a skilled gunsmith.
- Never leave a loaded airsoft unattended.
- Only unloaded airsofts are to be handed over to another person.



DESCRIPTION




SAFETY/FIRE SELECTOR

CAUTION

- Treat every airsoft as if it were loaded even after you have ensured it is unloaded.
- Never point your airsoft at anything you do not intend to destroy.
- Keep your finger out of the trigger guard until coming up on target with the intent to fire.
- Keep your airsoft on safe until coming up on target with the intent to fire.
- Be aware of your targets foreground and background before you fire.



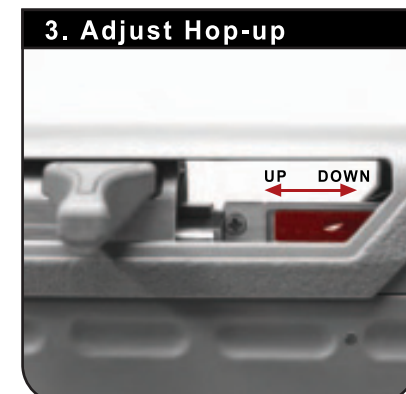

LOAD/UNLOAD



HOP-UP

CAUTION


- Too much hop-up will cause BBs jammed inside the inner barrel.




BATTERY HOUSING

CAUTION

- The use of any higher performance battery may cause unnecessary damage.
- In the case of using a higher voltage battery, nozzle damage caused by unstable chambering speed.




SPECIAL FEATURE



SPECIAL FEATURE

CAUTION

- Proper installation and use modifies the airsoft and its operational procedures.
- Verify proper installation and practice use extensively before entering a tactical or other live fire situation.
- Failure to do so is legal recklessness on the part of the user.



DISASSEMBLE

WARNING

- Before starting, make sure the airsoft is unloaded, the chamber is empty, and the safety engaged.
- Please read all instructions before proceeding. Small parts may become lost.





DISASSEMBLE

CAUTION

- Make sure switch to semi-auto position before push the upper receiver forward.




DISASSEMBLE



DISASSEMBLE



DISASSEMBLE



NOTE

WARNING
OBSERVE SAFE AIRSOFT HANDLING PRACTICES AT ALL TIMES. FAILURE TO DO SO MAY RESULT IN SERIOUS BODILY INJURY OR DEATH. APS LIMITED SHALL NOT BE RESPONSIBLE FOR INJURY, DEATH OR PROPERTY DAMAGE RESULTING FROM FAULTY INSTALLATION, MISUSE, ILLEGAL USE OR MODIFICATION OF THIS PRODUCT.

